



RISE ELEVATOR



**ELEVATING
THE FUTURE**

Your Safety Demands
Our Quality



www.riseindustries.in



Elevators.



Passenger Lifts.



Panoramic Lifts.



Homelifts.



Hospital Lifts.



Car Lifts.



Cargo Lifts.



Escalators.



Moving Walks.



Parking Systems.



Dumbwaiters.



Spare Parts.



Accessories.



Technical Specs.



24h Support.



Safety.



Ecology.



Accessibility.



Advantages.



Information.



WELCOME

RISE Elevator was incorporated in 2013 and is a registered licensed elevator company.

RISE Elevator is engaged in trade, installation, maintenance, repair & modernisation of elevators, escalators and car parking systems.

RISE Elevator is associated with various well-known brands such as Asia Fuji, Köhler, Biofial, Aybey Elektronik and uses quality components like Montanari, Usha Martin, GMV and others.

VISION

To be the pre-eminent elevator brand in the Indian market.

VALUES

Put people and product before profit.

GOAL

To create a niche for our quality products through a global approach.

POLICY

To offer not only the best products but also before & after sale service at very affordable price. To provide personal, reliable and honest service WITHOUT COMPROMISING ON QUALITY AND SAFETY.

SAFETY

We believe that safety and reliability are core factors of vertical transportation. All the Elevators, Escalators and Moving Walkways are installed with utmost safety as per Government norms.

PWD

We are well versed with PWD rules and regulations to ensure faster erection & installation of Elevators and to get Lift Operation License.

PRESTIGE



MOON



BLACK BERRY



PANORAMIC



ELITE



ILLUSION



2 PANEL CENTRE OPENING



2 PANEL TELESCOPIC



FULL VISION CENTRE OPENING



6 PANEL CENTRE OPENING



4 PANEL VERTICAL OPENING



CENTRE OPENING SWING





FLUSH LANDING PANELS



L140S2



L150E1



L240S2



L175E2



L160B1



LD60E2

SURFACE MOUNT LANDING PANELS



ES60E1



ES95B2



ES00



ES50E1



ES40S2



ES60B1

HN SERIES BUTTONS



HN 01

HN 02

HN 03

HN 04

HN 05

HN 06

RN SERIES BUTTONS



RN 10

RN 03

RN 09

RN 05

RN 06

RN 07

LN SERIES BUTTONS



LN 01

LN 02


LN 03

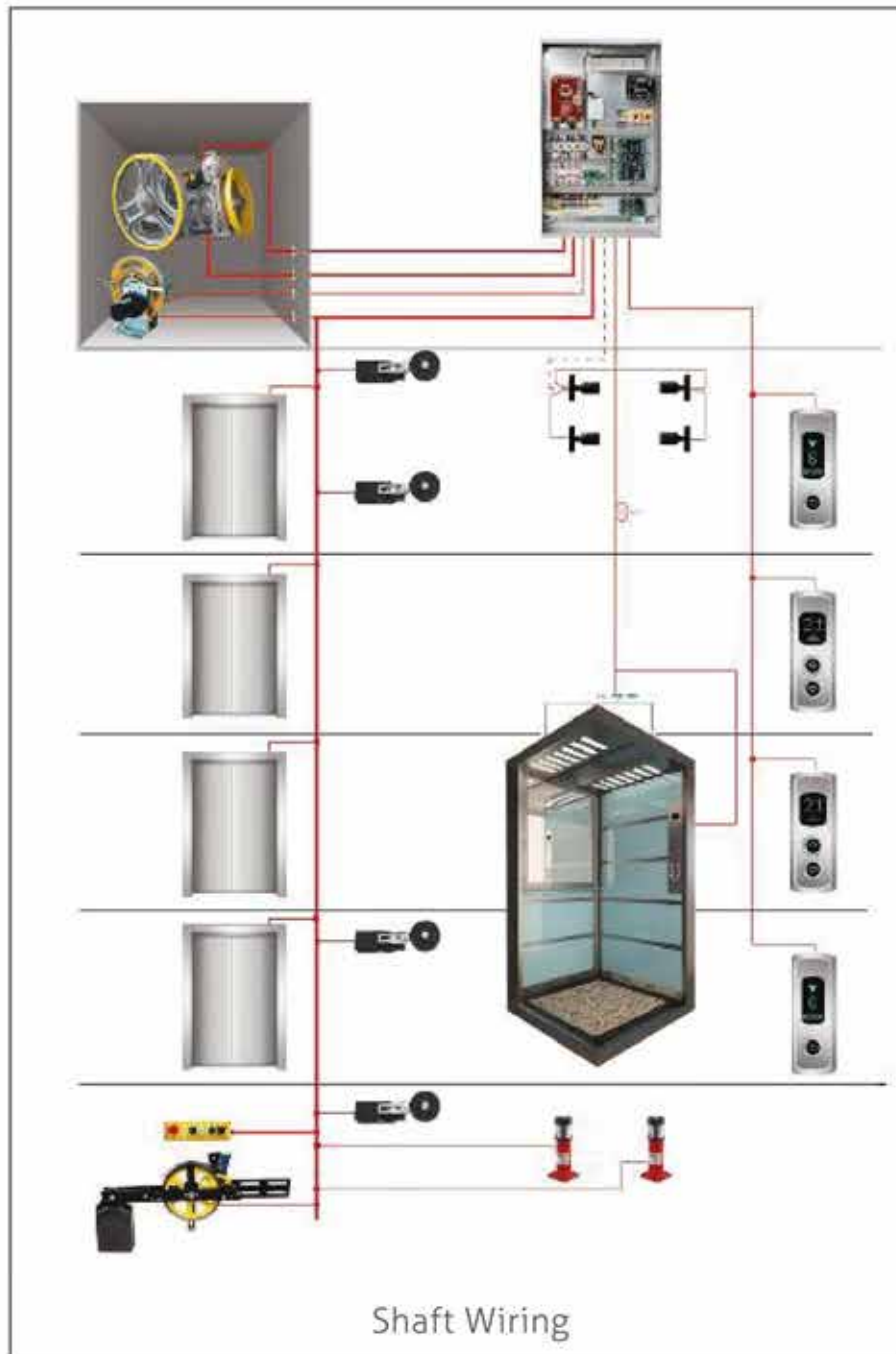
LN 04

LN 05

LN 06

LN 08






Inspection Box



Integrated Controller



Inbuilt UPS

MR TRACTION**MRL TRACTION**

TRACTION	LOAD	MAX SPEED	MAX TRAVEL	MAX FLOORS	PIT	OVERHEAD
MR	300 - 1600 kgs	upto 3 m/s	upto 96 m	32 stops	min 1500 mm	min 4100 mm
MRL	300 - 1600 kgs	upto 2 m/s	upto 60 m	20 stops	min 1500 mm	min 4100 mm


SCREW DRIVEN



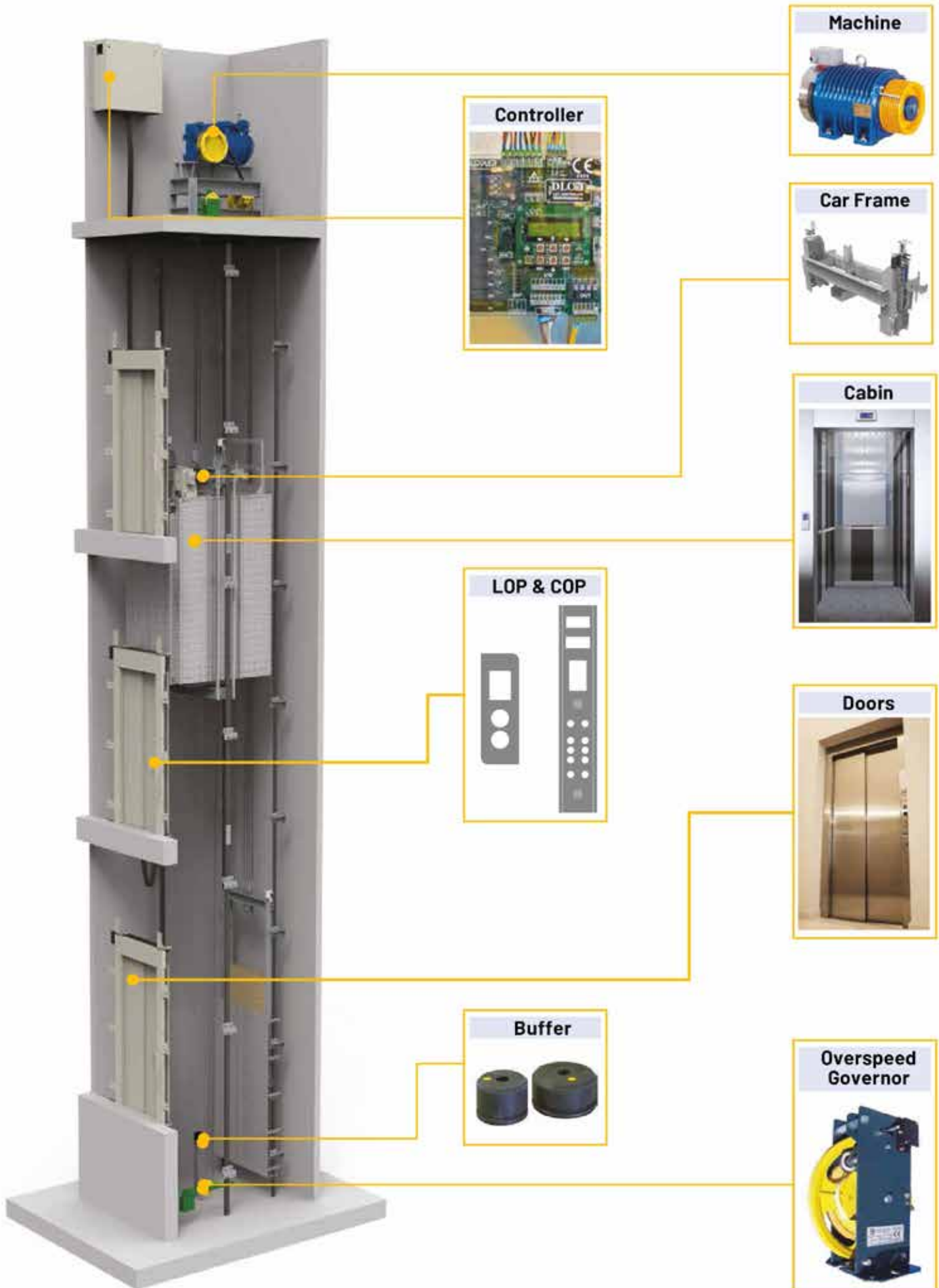
HYDRAULIC



TRACTION	LOAD	MAX SPEED	MAX TRAVEL	MAX FLOORS	PIT	OVERHEAD
SCREW	250 to 400 kgs	0.15 m/s	upto 12 m	4 stops	pitless	min 2150 mm
HYDRAULIC	250 to 750 kgs	upto 0.75 m/s	upto 21 m	7 stops	min 550 mm	min 3100 mm

HYDRAULIC CAR**TRACTION HOSPITAL**

TRACTION	LOAD	MAX SPEED	MAX TRAVEL	MAX FLOORS	PIT	OVERHEAD
CAR	2500 kgs	upto 0.3 m/s	upto 18 m	6 stops	min 1500 mm	min 3300 mm
HOSPITAL	upto 2000 kgs	upto 1 m/s	upto 30 m	10 stops	min 1500 mm	min 4500 mm



Power Unit



Motor



Hydraulic Pump



Car Sling



Piston



Guide Rails



Pulley



Valve Block



Buffer



Rope



MOTORS



Invertor



Door Sensor



Motor Base



Safety Gear



Speed Governor




COP



LOP





Regd. Office: 239, Dheeraj Heritage, S.V Road, Santacruz (West), Mumbai - 400 054

Call : +91 9987029222 / +91-22-65757114

Email : elevator@riseindustries.in | www.riseindustries.in